




Global Region Company 	10.0	2	2	100%	0	0
MJ Public Limited	0.6	1895	111	6%	33	1751
Mohak Enterprise	0.3	59	2	3%	0	57
Region Company 2	0.0	2	0	0%	0	2
Total		1958	115	6%	33	1,810
Department	Score	Total	Compliant	%	Non-Compliant	Overdue
Internal						
Dep1 	10.0	2	2	100%	0	0
Department 1	4.3	21	9	43%	2	10
Department 2	8.0	10	8	80%	2	0
Finance	0.2	1708	32	2%	9	1667
Health	0.0	6	0	0%	0	6
Human Resource and Administration	1.9	91	17	19%	6	68
Information Technologies	2.6	76	20	26%	7	49
Legal & Corporate Secretarial	7.5	8	6	75%	0	2
Maintenance	2.5	4	1	25%	0	3
Operations	6.4	11	7	64%	4	0
Sales & Marketing	8.6	14	12	86%	2	0
Total Internal	0.6	1951	114	6%	32	1805
Client Group						
Client Group D 	10.0	1	1	100%	0	0
Client Group A	0.0	6	0	0%	1	5
Total Client	1.4	7	1	14%	1	5
Total		1958	115	6%	33	1810